



Standard No-Hub Couplings


Product No.	Product Description	Case Quantity	App. Case Weight
M150C	1-1/2" No-Hub Coupling	100	24.00
M200C	2" No-Hub Coupling	100	28.00
M215C	2" x 1-1/2" No-Hub Coupling	100	36.00
M300C	3" No-Hub Coupling	100	36.00
M320C	3" x 2" No-Hub Coupling	100	61.00
M400C	4" No-Hub Coupling	100	44.00
M420C	4" x 2" No-Hub Coupling	100	107.50
M430C	4" x 3" No-Hub Coupling	100	81.00
M500C	5" No-Hub Coupling	30	27.50
M600C	6" No-Hub Coupling	30	31.50
M800C	8" No-Hub Coupling	20	31.00
M1000C	10" No-Hub Coupling	10	21.00




Meet Specifications ASTM C1277, ASTM C564 and CSA B602



Size 1/2" THRU 4"



Size 5" 6"



Size 8" THRU 10"

Available in case quantity only

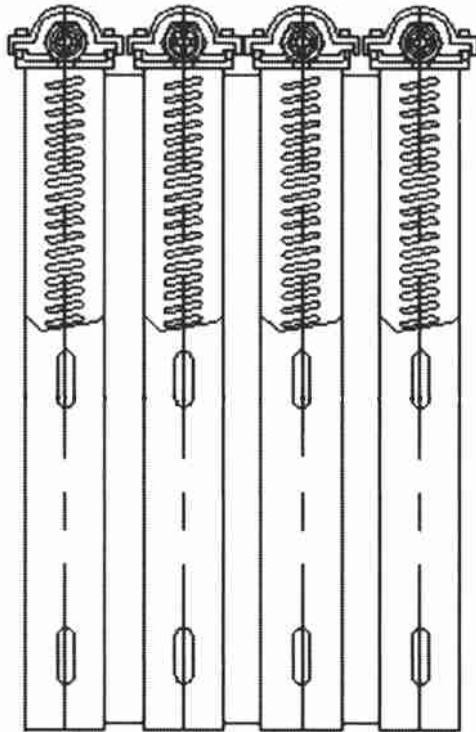


Heavy Weight Couplings

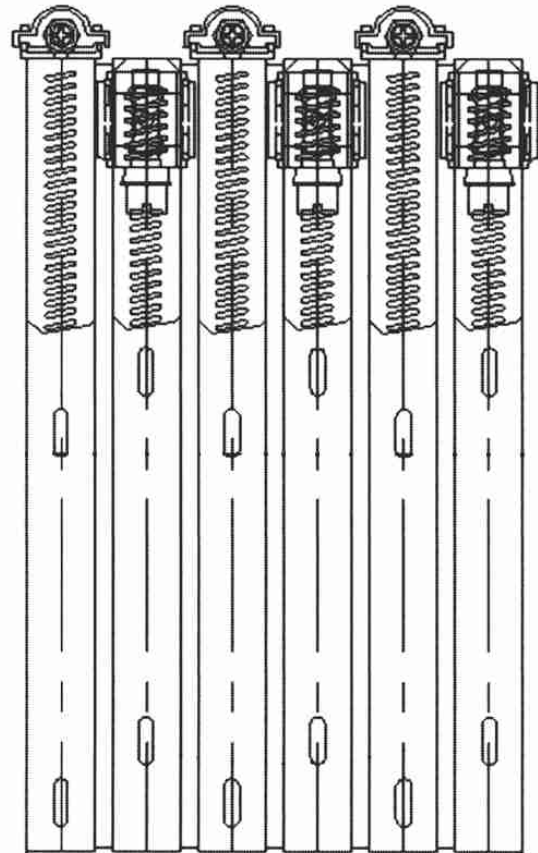
Product No.	Product Description	Case Quantity	App. Case Weight
B200HW	2" Heavy Weight Coupling	100	N/A
B300HW	3" Heavy Weight Coupling	100	N/A
B400HW	4" Heavy Weight Coupling	100	N/A
B500HW	5" Heavy Weight Coupling	30	N/A
B600HW	6" Heavy Weight Coupling	30	N/A



Meet Specifications ASTM C1540



Size 2" THRU 4"



Size 5" THRU 10"

Available in case quantity only



Flexible Couplings

Product No.	Product Description	Case Quantity	App. Case Weight
FC56-1515	1-1/2" Flexible Coupling	100	35.00
FC56-215	2" x 1-1/2" Flexible Coupling	100	39.00
FC56-22	2" Flexible Coupling	100	42.00
FC56-32	3" x 2" Flexible Coupling	80	51.00
FC56-33	3" Flexible Coupling	80	56.00
FC56-42	4" x 2" Flexible Coupling	60	53.00
FC56-43	4" x 3" Flexible Coupling	60	56.00
FC56-44	4" Flexible Coupling	60	58.00
FC56-53	5" x 3" Flexible Coupling	30	32.00
FC56-54	5" x 4" Flexible Coupling	30	35.00
FC56-55	5" Flexible Coupling	30	44.00
FC56-64	6" x 4" Flexible Coupling	20	45.00
FC56-65	6" x 5" Flexible Coupling	20	45.00
FC56-66	6" Flexible Coupling	20	49.00
FC56-84	8" x 4" Flexible Coupling	10	33.00
FC56-86	8" x 6" Flexible Coupling	10	32.00
FC56-88	8" Flexible Coupling	10	31.00



Meet Specifications ASTM C1173 and CSA B602

Available in case quantity only



Specialty Couplings

Cast Iron to Plastic, Steel or Extra-Heavy Cast Iron

Product No.	Product Description	Case Quantity	App. Case Weight
BP00-150	1 1/2" CI, PL. or ST. to 1 1/2" CI, PL. or ST.	40	10.00
BP00-22	2" CI, PL. or ST. to 2" CI, PL. or ST.	40	11.25
BP00-215	2" CI, PL. or ST. to 1 1/2" CI, PL. or ST.	40	15.75
BP00-33	3" CI to 3" PL, ST, or XH CI.	40	17.50
BP00-43	4" CI to 3" PL, ST, or XH CI.	40	32.00
BP00-44	4" CI to 4" PL, ST, or XH CI.	40	20.50
BP00-55	5" CI to 5" PL, ST, or XH CI.	18	21.50
BP00-66	6" CI to 6" PL, ST, or XH CI.	18	24.25
BP00-88	8" CI to 8" PL, ST, or XH CI.	12	25.75

Cast Iron, Plastic or Steel to Copper

Product No.	Product Description	Case Quantity	App. Case Weight
BP01-110	3/4" PL, ST or 1" Copper to 1 1/2" CI, PL or ST.	40	14.25
BP01-1125	1 1/2" CI, PL. or ST. to 1 1/4" Copper or 1" PL.	40	13.25
BP01-150	1 1/2" CI, PL. or ST. to 1 1/2" Copper or 1 1/4" PL.	40	11.75
BP01-2125	2" CI, PL. or ST. to 1 1/4" Copper or 1" PL.	40	19.00
BP01-215	2" CI, PL. or ST. to 1 1/2" Copper or 1 1/4" PL.	40	17.25
BP01-22	2" CI, PL. or ST. to 2" Copper	40	15.75
BP01-315	3" CI to 1 1/2" Copper or 1 1/4" PL.	40	32.00
BP01-32	3" CI to 2" Copper	40	29.75
BP01-33	3" CI to 3" Copper	40	21.75
BP01-43	4" CI to 3" Copper	40	35.50
BP01-44	4" CI to 4" Copper	40	25.50

Cast Iron, Plastic or Steel to Tubular

Product No.	Product Description	Case Quantity	App. Case Weight
BP02-150	1 1/2" CI, PL. or ST. to 1 1/2" Tubular	40	12.25
BP02-215	2" CI, PL. or ST. to 1 1/2" Tubular	40	19.00
BP02-155	1 1/2" Tubular to 1 1/2" Tubular	40	14.50

Copper to Copper

Product No.	Product Description	Case Quantity	App. Case Weight
BP03-150	1 1/2" Copper to 1 1/2" Copper or 1 1/4" PL.	40	9.25
BP03-22	2" Copper to 2" Copper	40	17.00
BP03-215	2" Copper to 1 1/2" Copper or 1 1/4" PL.	40	19.00
BP03-33	3" Copper to 3" Copper	40	24.00

Cast Iron to Cast Iron, Plastic or Steel

Product No.	Product Description	Case Quantity	App. Case Weight
BP04-320	3" CI to 2" CI, PL. or ST.	40	27.25
BP04-420	4" CI to 2" CI, PL. or ST.	40	41.75
BP04-430	4" CI to 3" CI.	40	33.00
BP04-540	5" CI to 4" CI.	18	31.00

Available in case quantity only



Specialty Couplings

Plastic, Steel or Extra-Heavy Cast Iron to Plastic, Steel or XHCI

Product No.	Product Description	Case Quantity	App. Case Weight
BP05-33	3" PL, ST, or XH Cl. to 3" PL, ST, or XH Cl.	40	16.25
BP05-43	4" PL, ST, or XH Cl. to 3" PL, ST, or XH Cl.	40	31.00
BP05-44	4" PL, ST, or XH Cl. to 4" PL, ST, or XH Cl.	40	19.25
BP05-66	6" PL, ST, or XH Cl. to 6" PL, ST, or XH Cl.	18	20.25

Copper to Cast Iron, Plastic or Steel

Product No.	Product Description	Case Quantity	App. Case Weight
BP06-215	2" Copper to 1 1/2" CI, PL. or ST.	40	19.00
BP06-32	3" Copper to 2" CI, PL. or ST.	40	32.00
BP06-43	4" Copper to 3" CI.	40	36.75

Plastic, Steel or Extra-Heavy Cast Iron to Cooper

Product No.	Product Description	Case Quantity	App. Case Weight
BP07-32	3" PL, ST, or XH Cl. to 2" Copper	40	27.75
BP07-33	3" PL, ST, or XH Cl. to 3" Copper	40	20.50
BP07-43	4" PL, ST, or XH Cl. to 3" Copper	40	35.00
BP07-44	4" PL, ST, or XH Cl. to 4" Copper	40	24.00

Plastic, Steel or Extra-Heavy Cast Iron to Cast Iron, Plastic or Steel

Product No.	Product Description	Case Quantity	App. Case Weight
BP08-32	3" PL, ST, or XH Cl. to 2" CI, PL. or ST.	40	27.00

Thinwall Plastic to Sch. 38 Plastic

Product No.	Product Description	Case Quantity	App. Case Weight
BP09-33	3" Thinwall PL. to 3" Sch. 40 PL.	40	21.75
BP09-44	4" Thinwall PL. to 4" Sch. 40 PL.	40	23.00

Copper to Tubular

Product No.	Product Description	Case Quantity	App. Case Weight
BP10-150	1 1/2" Copper to 1 1/2" Tubular	40	22.00
BP10-215	2" Copper to 1 1/2" Tubular	40	19.75



Meet Specifications ASTM C1460 and CSA B602

Available in case quantity only



Clamps

Product No.	Product Description	Case Quantity	App. Case Weight
BCL10A	1-1/16" Clamp w/ 12.7mm band	1,000	
BCL10U	1-1/16" Clamp w/ 12.7mm band	1,000	
BCL12A	1-1/4" Clamp w/ 12.7mm band	1,000	
BCL12U	1-1/4" Clamp w/ 12.7mm band	1,000	
BCL16A	1-1/2" Clamp w/ 12.7mm band	1,000	
BCL16U	1-1/2" Clamp w/ 12.7mm band	1,000	
BCL20U	1-3/4" Clamp w/ 12.7mm band	1,000	
BCL32U	2-1/2" Clamp w/ 12.7mm band	1,000	
BCL48U	3-1/2" Clamp w/ 12.7mm band	500	
BCL64U	4-1/2" Clamp w/ 12.7mm band	500	
BCL80U	5-1/2" Clamp w/ 12.7mm band	250	
BCL96U	6-1/2" Clamp w/ 12.7mm band	250	



Meet Specifications ANSI/SAE J1670

A - Stainless Band & Housing w/ Zinc Screw
U - All 300 Series Stainless

Test Caps

Product No.	Product Description	Case Quantity	App. Case Weight
BTC-15	1-1/2" Test Cap (160/case)	160	23.50
BTC-20	2" Test Cap (150/case)	150	32.00
BTC-30	3" Test Cap (100/case)	100	38.00
BTC-40	4" Test Cap (80/case)	80	41.25
BTC-50	5" Test Cap (40/case)	40	40.50
BTC-60	6" Test Cap (40/case)	40	48.25

Connectors

Product No.	Product Description	Case Quantity	App. Case Weight
BDWC-100	Dishwasher Drain Connector	100	10.00
BHG-1	Hose Grip Clothes Washer Connector	160	30.50

Available in case quantity only